



Eesti Kennelliit
Estonian Kennel
Union


Pärilike silmahaiguste uuring
Certificate of Eye Examination

Varem uuritud
Previously examined

Jah
Yes




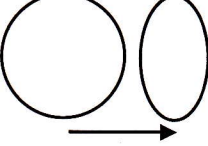
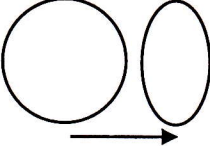


Uuringu kuupäev
Date of examination

Koer / Dog

Tõug Breed	VÄIKE PUKKEL	Sünnikuupäev Date of birth	16.09.2011	Registri number Studbook number	EST-03737/M	
Nimi Name	CHANSON D'ETE ATHENA	<input type="checkbox"/> Isane Male	<input checked="" type="checkbox"/> Emale Female			
ID-number ID-number	Jah <input checked="" type="checkbox"/> Ei <input type="checkbox"/>	ID-number ID-number	900083000244393	Isa reg. nr. Studbook No. of Sire	EMA reg. nr. Studbook No. of Dam	
Omanik Owner	JULIA RADIK					
Address Address	MÄNNIKU TEE 98A - 29					
Postiindeks ja linn (maakond) Zip code and area	11215 TLN			Telefon Telephone	56506002	
Kinnitan, et minu poolt oma koera kohta antud andmed on uuritava koera kohta. Olen nõus, et silmauuringu tulemused on avalikud ja kantakse EKL tõuraamatusse ning neid võivad kasutada nii Eesti Kennelliit kui ka tõuorganisatsioonid.		I declare that the dog submitted for examination is the one declared above. I agree that the results of this examination will be registered with the Estonian Kennel Union and will be made public. I accept that the results will further be utilized by Estonian Kennel Union and the breed club(s).			 Omaniku allkiri Signature of the owner	

Kontrollitakse omaniku poolt

Uuringute tulemus / Examination result

Silmapõhi Fundus	Parem / Right	Vasak / Left
		
Lääts Lens		
Laud, sarvkest, iiris, muud leiud Eyelids, cornea, iris, other findings		

Ei esine PRA, RD, katarakt (HC) tunnuseid
Does not show symptoms of

Esineb tunnuseid
Shows symptoms of

Kliiniline leid arvatavalt pärilik
Presumed to be inherited

Jah Ei EVH
Yes No Currently unknown

Müdraas Jah/Yes ERG Tonomeetria Gonioskoopia Pilulamp Oftalmoskoop / kaudne
Mydriatic Tonometry Gonioscopy Slit-lamp Ophthalmoscopy / indirect

Ametlik
Official

Lõplik diagnoos
Final results

Kordusuuring 12-24 kuu pärast
Re-examination within months

Kuupäev / Date 1.10.2012 Uuringu teostaja / Examined by 